

AUSTRALIA'S #1
LIFT CHAIR BRAND

END-TO-END

Pride[®] POWER RECLINERS

LIFT CHAIR POSITION GUIDE

The lifted, seated and reading positions are achievable on all Pride[®] Lift Chairs

	Lifted	Seated	Reading	Reclining	Relaxing	Sleeping	Trendelenburg	Zero Gravity
2-Position	The 2-position TV recline is achievable on all Pride [®] Lift Chairs. This is a comfortable position for performing many relaxing activities including reading, watching TV, working on your tablet or for conversation with family and friends.							
3-Position	The 3-position full recline is available on most Pride [®] Lift Chair models and puts you in a position ideal for napping or relaxing.							
Infinite Position	The infinite position sleep recline is perfect for taking a nap - whether quick or extended - or even for a full night's sleep. Infinite position Pride [®] Lift Chairs enable the backrest and footrest to move independently from one another so that a variety of positions can be reached.							
Trendelenburg	The Trendelenburg position, elevates one's feet higher than his or her head for increased comfort and relaxation.							
Zero gravity	The zero gravity position, which can be reached on infinite-position Pride [®] Lift Chair models, positions one's thighs and lower legs higher than his or her torso.							

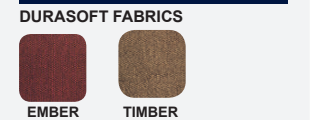





Petite to Small Medium to Large Medium to Large Medium to Large Medium to Large Medium Medium to Large Small to Medium Small to Medium Medium to Large Medium to Large Heavy Duty

Pride Lift Chairs

	C1	C5	C6	C-101	LC-101 Euro Leather	LC-107	D30	560	660	805	T-3	LC-358XL
	3-Position Lift Chair with fully removable upholstery components 163 cm & below (5'4" & below)	3-Position Chaise Lounger with fully removable upholstery components 163 cm - 183 cm (5'4" - 6'0")	Infinite-Position Chaise Lounger with fully removable upholstery components 163 cm - 183 cm (5'4" - 6'0")	3-Position Chaise Lounger 163 cm - 183 cm (5'4" - 6'0")	3-Position Chaise Lounger with European style rounded arm design 163 cm - 183 cm (5'4" - 6'0")	Infinite-Position Chaise Lounger 5'4" - 6'0"	3-Position Chaise Lounger 163 cm - 183 cm (5'4" - 6'0")	3-Position Chaise Lounger 163 cm (5'4") & below	Infinite-Position Chaise Lounger 163 cm (5'4") & below	2-Position Chaise Lounger Wall Hugger that requires only 10 cm (4") of space between the wall and chair 163 cm - 183 cm (5'4" - 6'0")	Infinite-Position Chaise Lounger featuring Trendelenburg position (elevates legs above head for greater relaxation) and zero-gravity position 163 cm - 183 cm (5'4" - 6'0")	3-Position Chaise Lounger 5'6" - 6'1"
Weight Capacity	113 kg (250 lbs.)	170 kg (375 lbs.)	136 kg (300 lbs.)	147 kg (325 lbs.)	147 kg (325 lbs.)	147 kg (325 lbs.)	170 kg (375 lbs.)	170 kg (375 lbs.)	170 kg (375 lbs.)	136 kg (300 lbs.)	170 kg (375 lbs.)	227 kg (500 lbs.)
Back Width	51 cm (20")	71 cm (28")	71 cm (28")	72 cm (28.5")	58 cm (23")	74 cm (29")	74 cm (29")	71 cm (28")	71 cm (28")	76 cm (30")	69 cm (27")	91 cm (36")
Seat-to-Floor	41 cm (16")	46 cm (18")	48 cm (19")	47 cm (18.5")	47 cm (18.5")	51 cm (20")	48 cm (19")	48 cm (19")	48 cm (19")	48 cm (19")	48 cm (19")	51 cm (20")
Seat Depth	51 cm (20")	46 cm - 51 cm (18-20")	53 cm (21")	51 cm (20")	51 cm (20")	53 cm (21")	56 cm (22")	48 cm (19")	51 cm (20")	51 cm (20")	51 cm (20")	56 cm (22")
Seat Width	46 cm (18")	56 cm (22")	56 cm (22")	51 cm (20")	51 cm (20")	51 cm (20")	56 cm (22")	48 cm (19")	48 cm (19")	51 cm (20")	51 cm (20")	66 cm (26")
Top of Back to Seat	66 cm (26")	66 cm - 71 cm (26-28")	66 cm - 71 cm (26-28")	70 cm (27.5")	70 cm (27.5")	70 cm (27.5")	66 cm (22")	63.5 cm (25")	63.5 cm (25")	69 cm (27")	68.5 cm (27")	74 cm (29")
Back Style	Blown Fibre Accented Pillow-back	Blown Fibre Sewn Pillow-back	Blown Fibre Sewn Pillow-back	Blown Fibre Button-back	Blown Fibre Split-back	Blown Fibre Sewn Split-Back	Blown Fibre Split-back	Blown Fibre Pillow Back	Blown Fibre Pillow Back	Blown Fibre Sewn Split-Back	Blown Fibre Mongolian-back	Blown Fibre Button-back
Fully Padded Chaise	Yes ^{1,2}	Yes ^{1,2}	Yes ^{1,2}	Yes ^{1,2}	Yes ^{1,2}	Yes	Yes ¹	Yes ¹	Yes ¹	Yes	Yes	Yes
Integrated Battery Backup³	Yes	Yes	Yes	Yes	Yes	Yes	Yes	Yes	Yes	Yes	Yes	Yes
Recline Positions	3	3	Infinite	3	3	Infinite	3	3	Infinite	2	Infinite	3
Standard Arm Covers	No	No	No	No	No	No	Yes	Yes	Yes	Yes	Yes	Yes
Standard Head Cover	No	No	No	No	No	No	Yes	Yes	Yes	Yes	Yes	Yes
Colour Options	Arctic Blue, Chocolate, Oatmeal	Arctic Blue, Chocolate, Oatmeal	Arctic Blue, Chocolate, Oatmeal	Cocoa, Fern, Sandal	Leather: Beige, Brown, Black, Red	Pecan, Burgundy, Ocean	Ocean, Burgundy, Spruce, Latte	Ocean, Burgundy, Spruce	Latte	Cocoa, Fern, Sandal	Black (Leather)	Burgundy (Vinyl), Latte
			Levante (vinyl): Royal Blue				Levante (vinyl): Burgundy, Royal Blue, Pine Mountain					

FABRIC SELECTIONS



Note: Measurements may vary +/- 2.5 cm (1"). Specifications subject to change without prior notice.

The information contained herein is correct at the time of publication, we reserve the right to alter specifications without prior notice.

Wood Frame: Engineered Furniture Laminate/Hardwood Frame
* C5 & C6 frames are made of steel, not Laminate/Hardwood.

1. Removable fully padded chaise.
2. All upholstery components are fully removable.
3. Batteries are not included.
4. This chair does not recline.

1. Not all fabrics are available for every model. Please see Specifications for details.