












Ellipse 8 Tall Rollator

Product Specifications 2016

Product Codes: 8224

| | | |
|-------------------------|---|--------|
| OVERALL MAX HEIGHT (mm) |  | 1020 |
| OVERALL MIN HEIGHT (mm) |  | 915 |
| OVER LENGTH (mm) |  | 700 |
| OVERALL WIDTH (mm) |  | 620 |
| SEAT DEPTH (mm) |  | 310 |
| SEAT WIDTH (mm) |  | 358 |
| SEAT HEIGHT (mm) |  | 585 |
| FOLDED WIDTH (mm) |  | 220 |
| CASTOR SIZE (mm/inches) |  | 194/8" |
| PRODUCT WEIGHT (kg) |  | 8.3 |
| PRODUCT CAPACITY (kg) |  | 150 |



Special Features

- Australian Standard Testing 491650-1
- Unique "Ellipse" Shape framework
- Special PU Seat for no sharp edges
- Fold down backrest for storage/transport
- Improved long wearing finish
- Complete with bag & basket
- Carton Quantity 1pc/CTN
- Carton Dimension 625x235x830mm
- Gross Weight 10kg
- Colour Option: Blue

